

The Mpowerment Project: Turning Research Into Practice

Scott Tebbetts, Susan M. Kegeles, Ph.D.,
Greg M. Rebchook, Ph.D., John Hamiga,
Robert Williams, Ben Zovod, Lance Pollack, Ph.D.

UCSF-Center for AIDS Prevention Studies



MP Experience?

- How long have you been involved in implementing Mpowerment?
 - Less than 1 year?
 - 1-5 years?
 - 5-10 years?
 - More than 10 years?

Interventions

- CLEAR
- NEW! ¡Cuidate!
- Connect
- d-up: Defend Yourself!
- Focus on Youth + ImPACT
- Healthy Relationships
- Holistic Health Recovery Program
- Many Men, Many Voices
- MIP
- Mpowerment
- NEW! Nia
- Partnership for Health
- Personalized Cognitive Counseling (PCC)
- Popular Opinion Leader
- NEW! Project AIM
- Project START
- PROMISE
- RAPP
- RESPECT
- Safe in the City
- Safety Courts
- NEW! SHIELD
- SIHLE
- SISTA
- NEW! Sister to Sister
- Street Smart
- Together Learning Choices
- VOICES/VOCES
- WILLOW

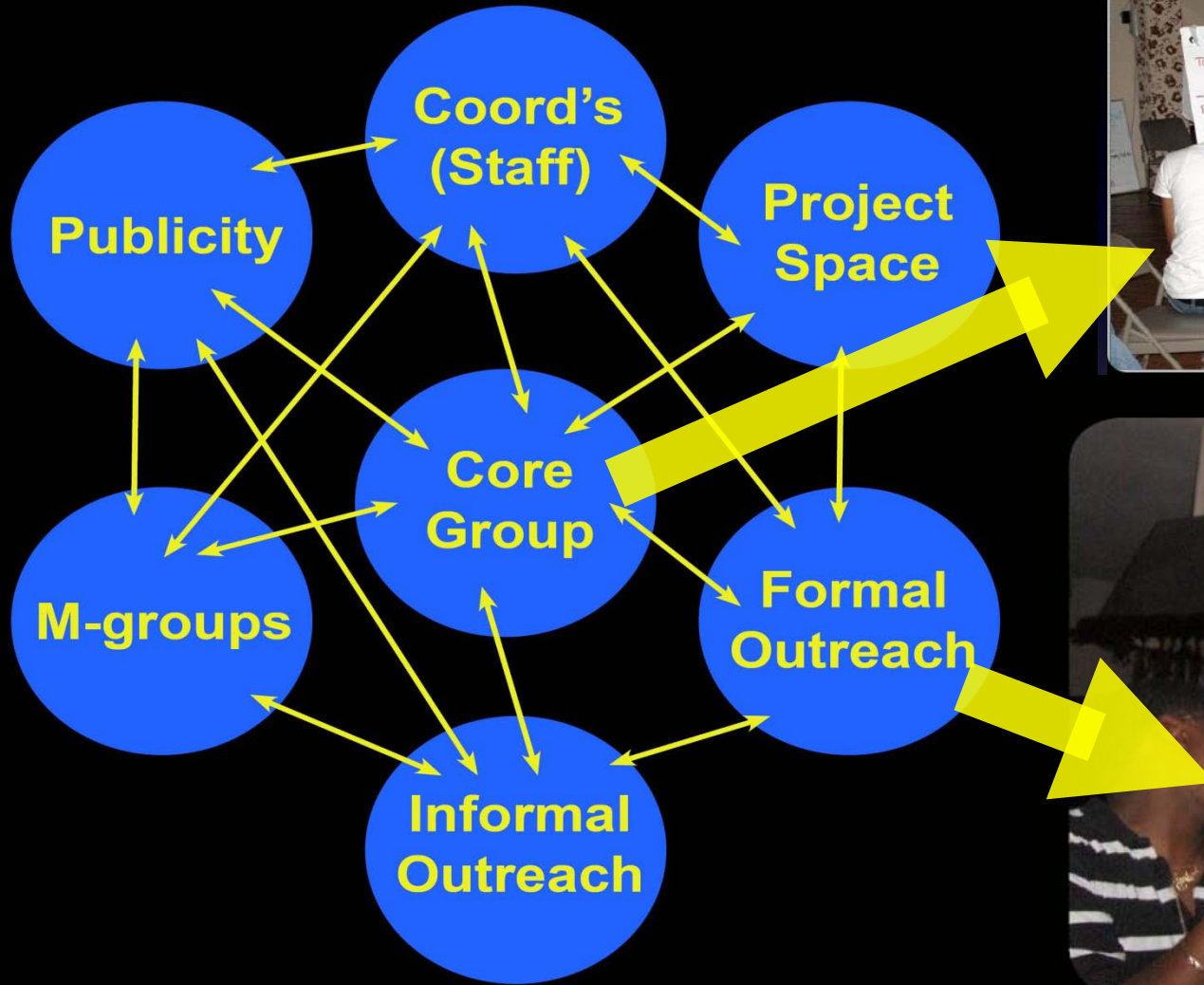
Evidence Based Interventions (EBIs)

National AIDS Strategy Action Step #2

“Expand targeted efforts to prevent HIV infection using a combination of effective, **evidence-based approaches**”

How can we help CBOs
implement EBIs?

The Mpowerment Project




TRIP Methods

- Longitudinal study of CBOs implementing the Mpowerment Project (currently N=62)
- Web based surveys with 1-10 staff, Funder Project Officers, Core Group members (N=377 so far)
- Survey CBOs at baseline, 6, 12, and (possibly) 18 and 24 month follow up intervals
- Assessing the relationship between use of the technical assistance (MPTES) and fidelity

Technical Assistance

☰ + ▾ 🔍 Search



View Earlier Messages

[1 Week](#) | [2 Weeks](#) | [1 Month](#) | [3 Months](#) | [6 Months](#) | [1 Year](#)

1:04 PM

Key variables measured

- Agency characteristics
- Community characteristic
- Program characteristics
- MPTES utilization

Agency characteristics

- Annual budget
- #FTE
- # volunteers
- ED experience
- ED turn-over
- PM turn-over
- # coordinators
- Agency functioning
- Agency efficacy
- HIV prevention budget
- Trust in ED
- Staff turn-over
- Agency history
- Knowledge of MP
- Belief in MP

Community characteristics

- Size: population
- Location
- Gay community cohesion
- Target population cohesion

Funder characteristics

- Belief in the research
- Belief in MPs ability to work with the target population
- Knowledge of MP (in general, but also specific to the MP they work with)
- # of Projects they oversee
- Agency performance expectations (deliverables)
- Use of MPTES

MPTES Utilization

- Use of materials
- Use of TA
- # TA contacts
- # TA contacts with coordinators
- Topics of each TA episode
- % of staff trained by CAPS

Implementation Variables

- Length of time implementing
- Whether each core element was implemented, dropped, or modified
- Adherence to MP guiding principles
- Adherence to MP core elements

Study Sites (to date)

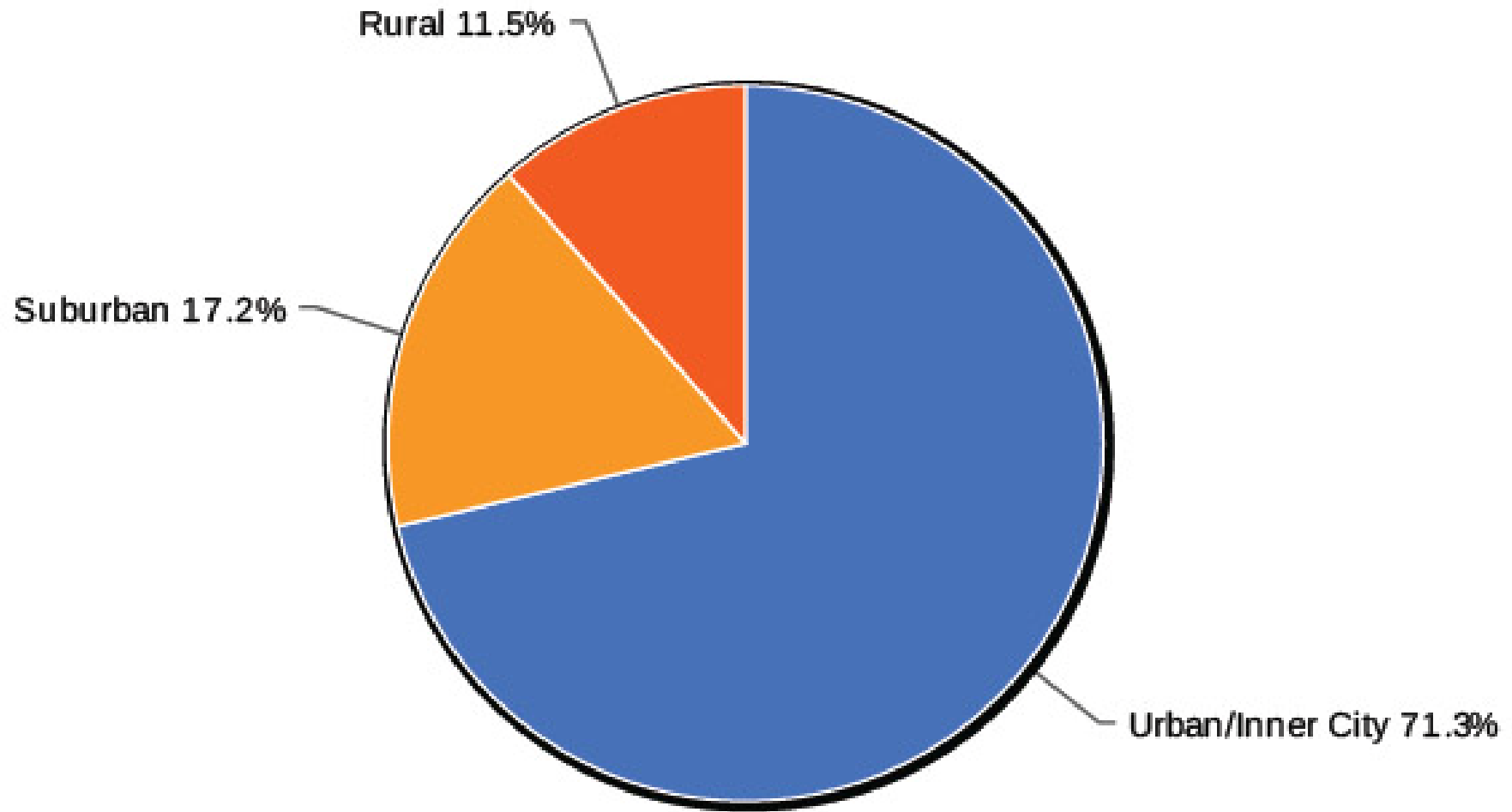
N=62



Geographic Region

W	21%
NE	23%
MW	20.5%
S	31%
SW	3%
PR	1.5%

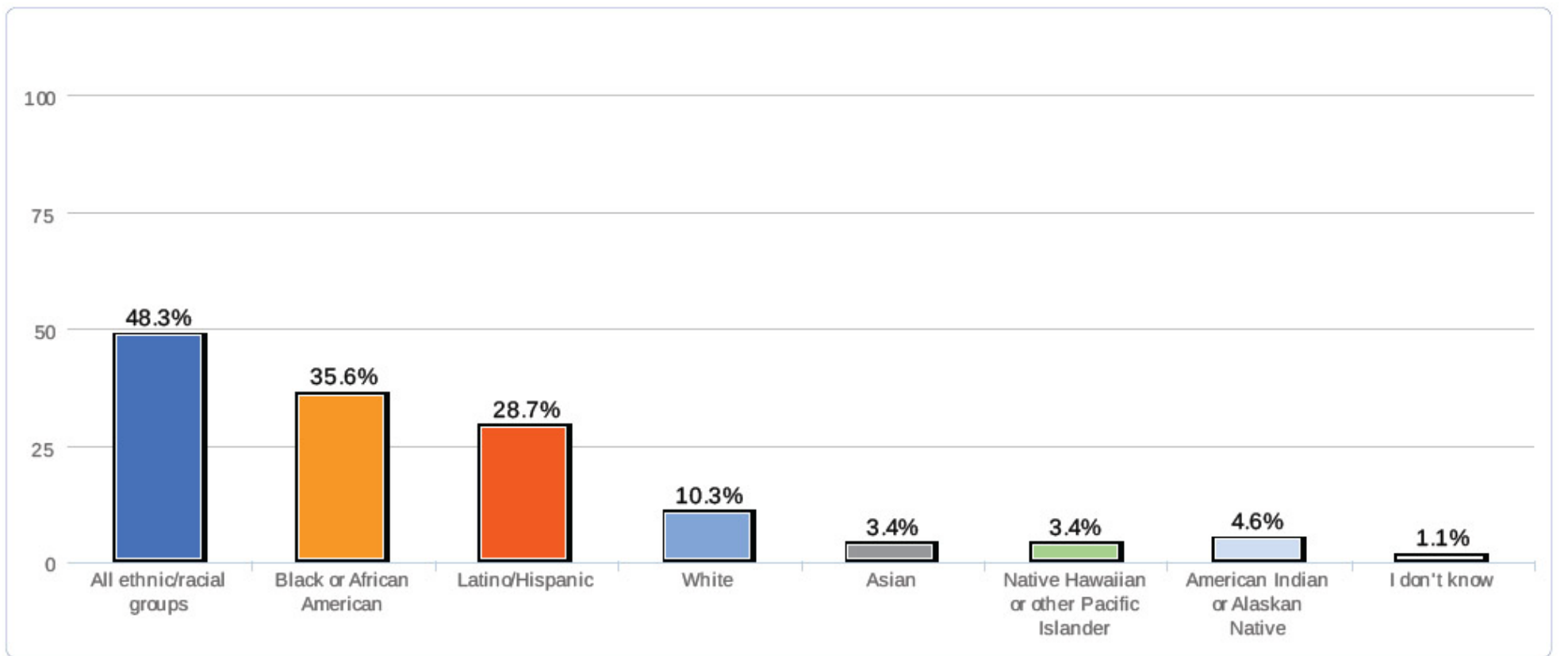
Community Size



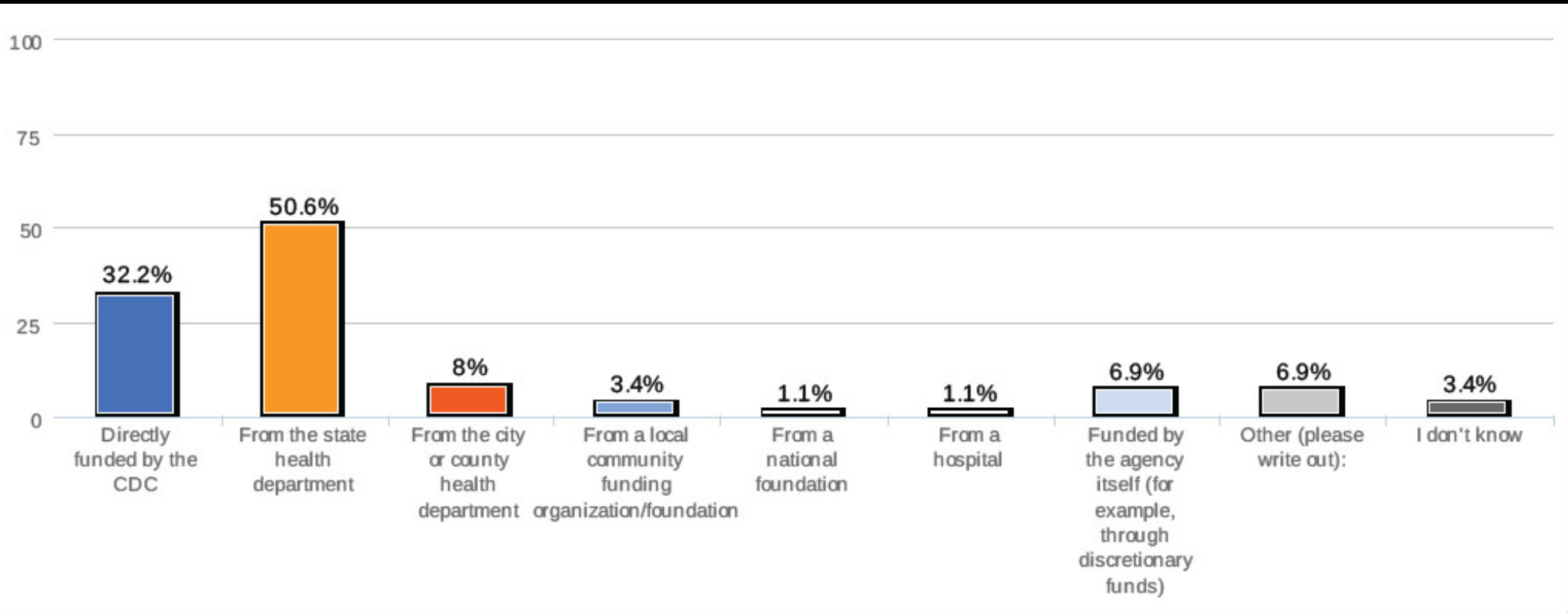
Age Ranges

Ages	% of programs
Youth oriented 12/13 - 23/24 year olds	16%
Teens/young men 14/16 - 21/29 year olds	20%
Original age range 18 - 29 year olds	23%
Young men 18/19 - 30/35 year olds	24%
Older men 15/25 to <i>no upper limit</i>	17%

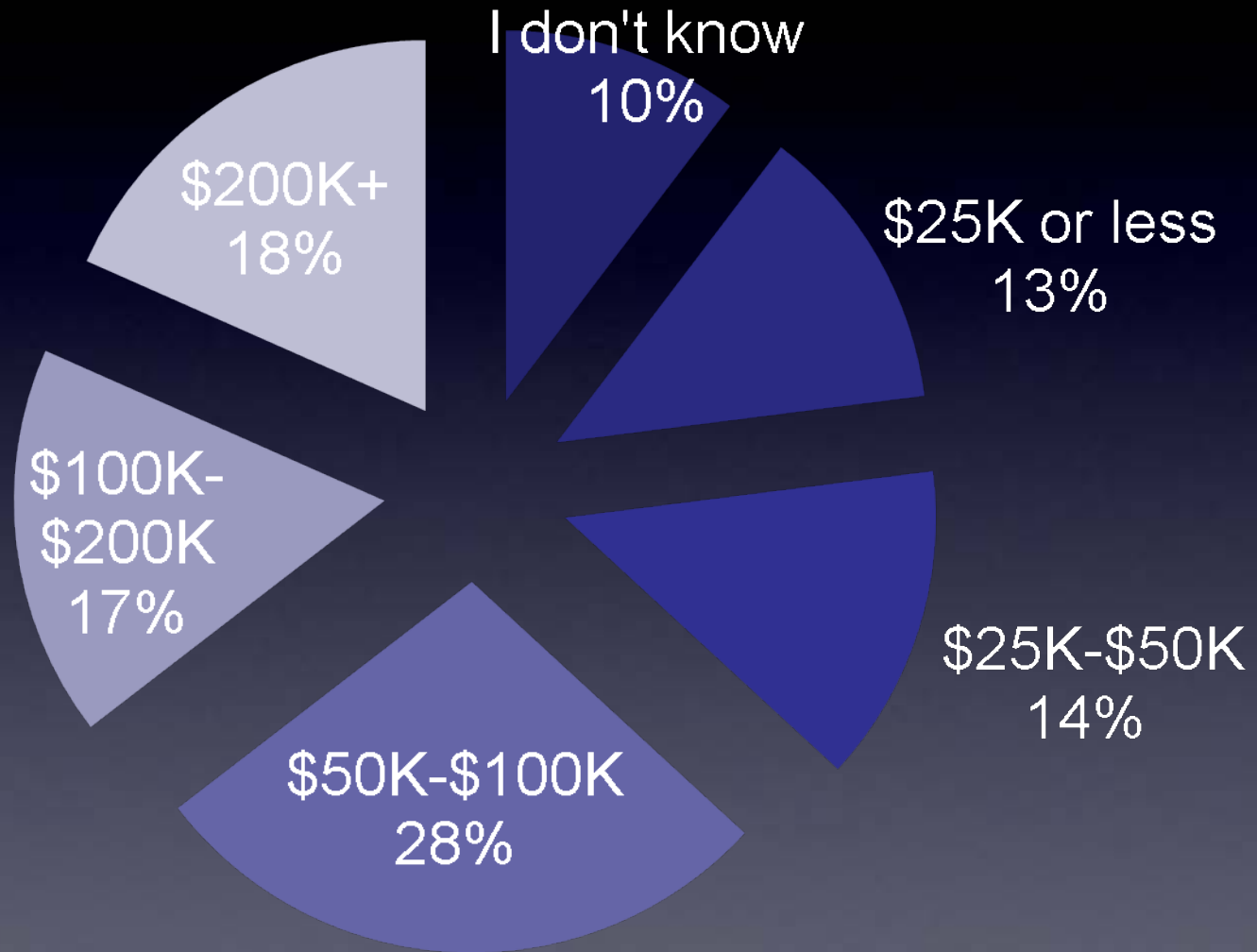
Project Priority Populations



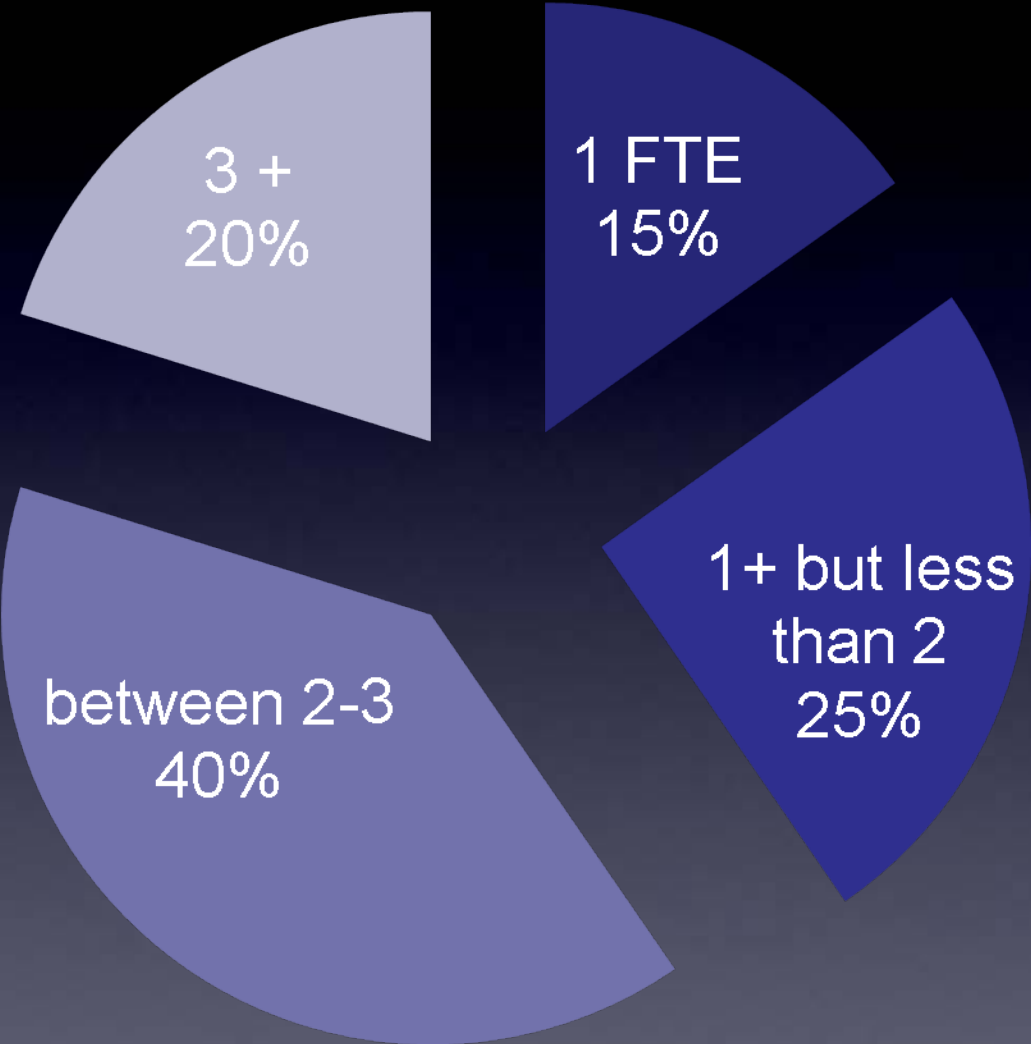
Funding Sources



Budgets for MP



STAFFING MP





Jump in the “pool”